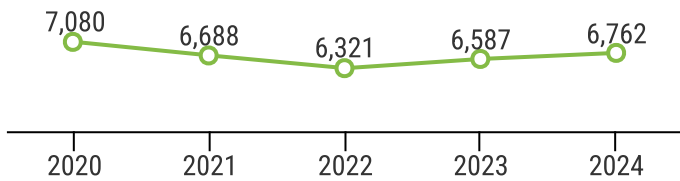


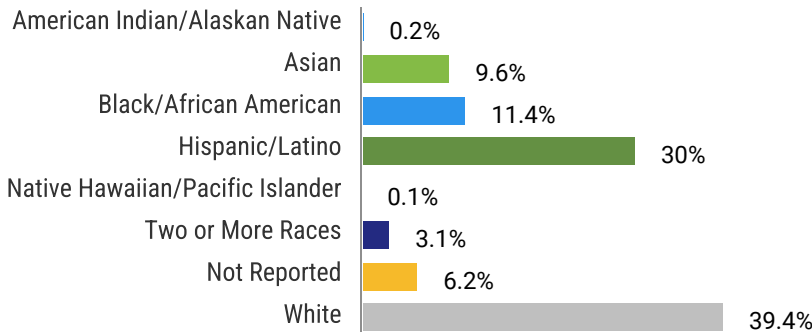
STUDENT ENROLLMENT

Headcount	6,762
Credits	62,428
Term Full-time Equivalent (FTE)	4,062

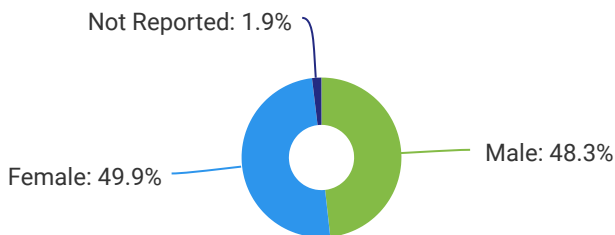
FIVE YEAR TREND (HEADCOUNT)



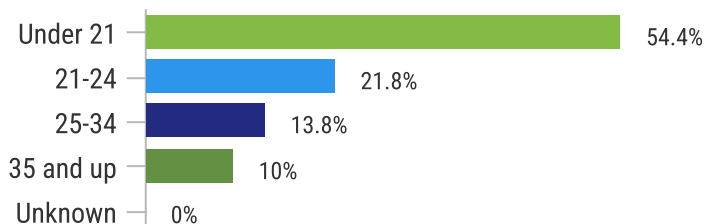
STUDENT ETHNICITY



STUDENT GENDER



STUDENT AGE



STUDENT STATUS

First-time student	21.8%
New transfer student	5.3%
Continuing/readmit/non-degree	73.0%

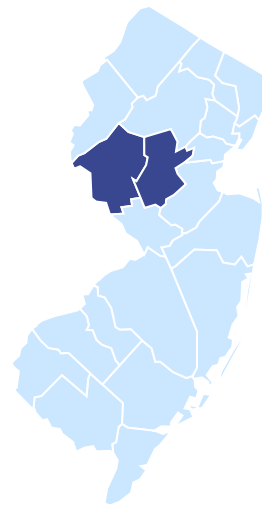
FULL-TIME/PART-TIME STATUS

Full-time	39.9%
Part-time	60.1%

NUMBER OF SECTIONS

Sections Offered	1,150
Average Class Size	17.5

STUDENT RESIDENCE



99% In-State

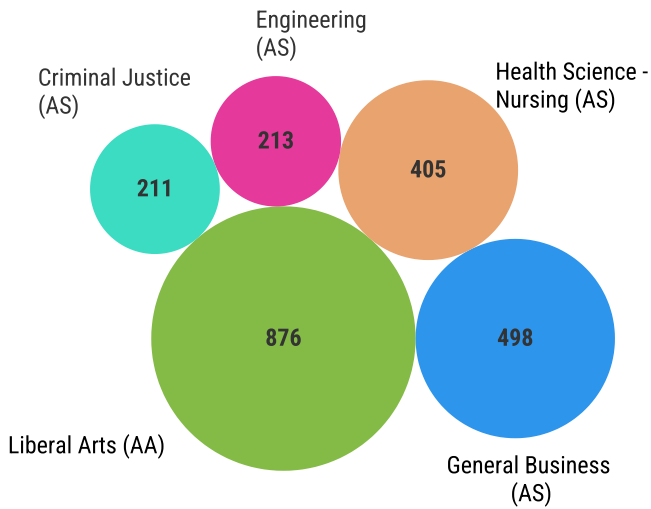
57% Somerset

24% Hunterdon

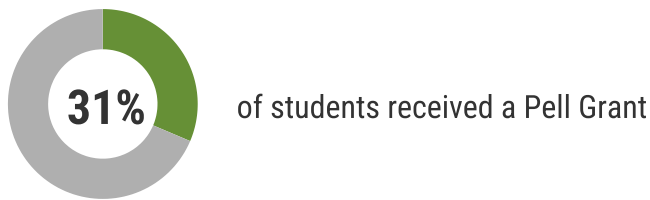
ANNUAL ENROLLMENT 2023-24

Headcount	9,716
Annual Full-time Equivalent (FTE)	4,519

POPULAR MAJORS



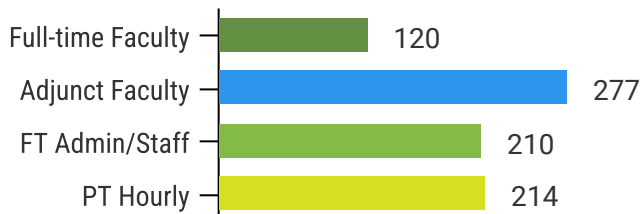
PELL GRANTS (2023-24)



PROGRAMS

Program	Headcount	Credits
Early College Programs	1,185	5,970
RISE Program	362	2,457

EMPLOYEES (Fall 2024)



* Excludes student workers

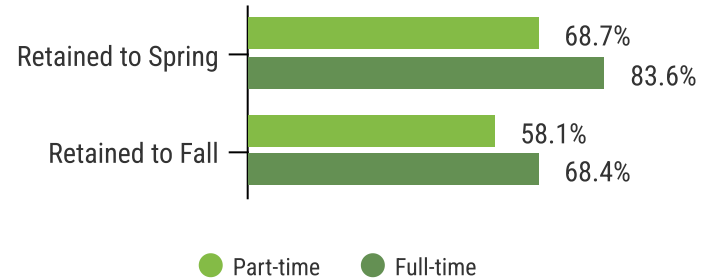
DISTANCE EDUCATION



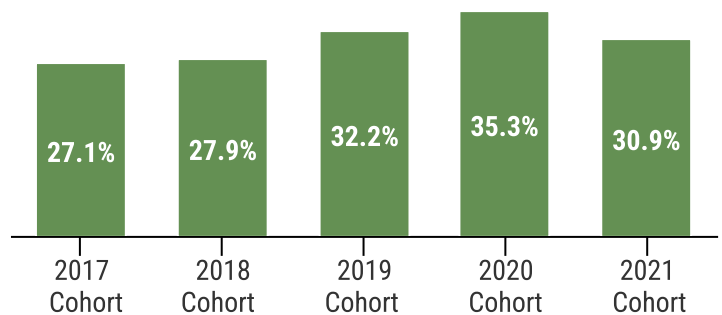
41% of students took at least one online course

Students enrolled in 14,690 online credits

RETENTION (Fall 2023 Cohort)



3 YEAR GRADUATION RATE



GRADUATES (2023-24)



922 degrees

72 credit certificates

TOP TRANSFER DESTINATIONS



RUTGERS
UNIVERSITY | NEW BRUNSWICK



KEAN
UNIVERSITY



RUTGERS
UNIVERSITY | NEWARK



MONTCLAIR STATE
UNIVERSITY



TCNJ THE COLLEGE OF
NEW JERSEY